



**MAKEUP TIPS**  
**for getting**  
***FLAWLESS IN***  
***FIVE***

HOW TO CREATE A  
QUICK POLISHED LOOK  
WITH MINIMAL PRODUCTS

# HOW TO GET FLAWLESS IN FIVE



## PERFECT YOUR COMPLEXION

Skin Twin Featherweight Foundation  
or Dew Skin Tinted Moisturizer  
Skin Twin Creamy Concealer

### STEP 1

If using Skin Twin, add one to two pumps to the palm of your hand and buff into skin using the Retractable Foundation Brush—or apply with fingertips to reach desired coverage level. If using Dew Skin, apply to the face and blend into skin with fingertips for a luminous glow.

### STEP 2

Swipe concealer under eyes with outward strokes. Press with ring finger to blend.

## MEET YOUR RECOMMENDED MATCH

	FAIR		LIGHT		MED			TAN					DARK			DEEP		
<b>Skin Twin Featherweight Foundation</b>	110	150	210	230	310	340	350	410	420	440	450	460	510	520	550	620	630	650
<b>Dew Skin Tinted Moisturizer</b>	FAIR	FAIR	LIGHT	LIGHT	MED	MED	MED	TAN	TAN	TAN	TAN	TAN	DARK	DARK	DARK	DEEP	DEEP	DEEP
<b>Touchup Skin Concealer Pen</b>	FAIR	FAIR	LIGHT	LIGHT	MED 1	MED 1	MED 1	MED 2	MED 2	MED 2	MED 2	MED 2	DARK	DARK	DARK	DEEP	DEEP	DEEP

Skin Twin Featherweight Foundation  
18 shades to choose from



Dew Skin Tinted Moisturizer  
6 shades to choose from



## Skin Twin Creamy Concealer



# HOW TO GET FLAWLESS IN FIVE



## DEFINE YOUR EYES

Brilliant Brow Gel or Color Define Brow Pencil  
Lengthening or Volumizing Mascara

### STEP 3

If using brow gel, comb the product through, following the natural shape of the brow. If using brow pencil, draw hair-like strokes from inside corner outward. Brush to blend.



### STEP 4

Apply mascara at base of lashes and wiggle upward. Turn brush vertically to apply to lower lashes.

Color Define Brow Pencil  
3 shades to choose from



Brilliant Brow Gel  
5 shades to choose from



Lengthening Mascara



Volumizing Mascara

# HOW TO GET FLAWLESS IN FIVE



## ADD A SPLASH OF COLOR

**Satin Powder Blush**  
**Beyond Gloss**

### STEP 5

Smile, then press and blend blush onto the apples of the cheeks.

### STEP 6

Sweep gloss across lips and press together.



DATE



SORBET



NECTAR



GUAVA



RASPBERRY



PASSIONFRUIT



MELON



ROSEWOOD



BARE SHIMMER



PEONY



DAHLIA



SIENNA



QUARTZ SHIMMER



MULBERRY



RASPBERRY



SPICE



BLACK PLUM



MAGNOLIA SHIMMER



AMBER SHIMMER



CLOVE



BRÛLÉE



# FLAWLESS IN FIVE


6 Products

5 Minutes

Completely Customizable

Save 20% on the Set


\$150 (for \$190 in value)



## Flawless in Five Effortless Beauty in Five Minutes

INCLUDES SIX SAFER, HIGH-PERFORMING PRODUCTS:

- Skin Twin Featherweight Foundation or Dew Skin Tinted Moisturizer
- Skin Twin Creamy Concealer
- Color Define Brow Pencil or Brilliant Brow Gel
- Lengthening or Volumizing Mascara
- Satin Powder Blush
- Beyond Gloss



**\$150** (\$190 value)

CHOOSE YOUR SHADES



# CREAM PRODUCTS

Color Pinch Cream Blusher \$38



*Caramel*



*Hibiscus*



*Umber*

Illuminating Cream Highlighter \$32



*Pearl Glow*



*Rose Glow*



*Bronze Glow*

# OTHER MINIMAL OPTIONS

*Skin Twin  
Foundation*



*Brow Gel*



*Volumizing  
Mascara*



*Hibiscus Blusher*

Cheeks & Lips

TOTAL COST: \$136

# OTHER MINIMAL OPTIONS

BRONZY GLOWING BABE

*Dew Skin  
Tinted  
Moisturizer*



*Brow Pencil*  
Doubles as Lip Liner



*Lengthening  
Mascara*



*Highlighter Bronze*  
Cheeks, Lips, Contour Hairline

TOTAL COST: \$130